



Republic of the Philippines  
**DEPARTMENT OF ENERGY**  
Energy Center, Rizal Drive, Bonifacio Global City, Taguig City

**GOVERNMENT ENERGY MANAGEMENT PROGRAM (GEMP)**  
**ELECTRICITY CONSUMPTION REPORT**  
(In compliance with A.O. Nos. 103, 110, 110-A, 126)

Agency : Philippine Retirement Authority  
Address : BDO Towers Valero Condominium, Makati City  
Region : National Capital Region


Tel. Nos. : 88481412  
Fax Nos. : \_\_\_\_\_

MONTH	Monthly Consumption Baseline, 2024	Building Description	Gross Area (square meter)	Air-Conditioned Area (square meter)	Number of Occupants as of 2025	Monthly Consumption kwh, 2025
January	8,380.00	As-built Floor Area	2,049.37	1,850.75	198	6,211.00
February	8,503.00	As-built Floor Area	2,049.37	1,850.75	199	6,622.00
March	6,325.00	As-built Floor Area	2,049.37	1,850.75	199	5,777.00
April	6,002.00	As-built Floor Area	2,049.37	1,850.75	200	6,846.00
May	5,260.00	As-built Floor Area	2,049.37	1,850.75	202	6,024.00
June	4,126.00	As-built Floor Area	2,049.37	1,850.75	202	6,226.00
July	4,651.00	As-built Floor Area	2,049.37	1,850.75	201	6,082.00
August	5,800.00	As-built Floor Area	2,049.37	1,850.75	200	6,498.00
September	6,874.00	As-built Floor Area	2,049.37	1,850.75	201	6,121.00
October	5,041.00	As-built Floor Area	2,049.37	1,850.75	202	6,486.00
November	5,682.00	As-built Floor Area	2,049.37	1,850.75	205	6,401.00
December	5,607.00	As-built Floor Area	2,049.37	1,850.75	205	7,428.00


Submitted by:

  
**MARCELINA T. CARBONEL**  
CHIEF ADMIN OFFICER


Prepared by:

  
**RANDY L. AVILES**  
PRA-ECC FOCAL PERSON

Certified Correct:

  
**PHILIP JOHN B. MORENO**  
PRA-ECC OFFICER

Noted by:

  
**ROBERTO Z. ZOZOBRADO**  
CEO/GENERAL MANAGER



Republic of the Philippines  
**DEPARTMENT OF ENERGY**  
 Energy Center, Rizal Drive, Bonifacio Global City, Taguig City

**GOVERNMENT ENERGY MANAGEMENT PROGRAM (GEMP)**  
**FUEL CONSUMPTION REPORT**

(In compliance with A.O. Nos. 103, 110, 110-A, 126)

Agency : PHILIPPINE RETIREMENT AUTHORITY  
 Address : 29TH FLR. BDO TOWERS VALERO MAKATI CITY  
 Region : NCR

Tel. No.: 88461412  
 Fax No.:

MONTH	MONTHLY CONSUMPTION BASELINE						MONTHLY CONSUMPTION 2025					
	GASOLINE			DIESEL			GASOLINE			DIESEL		
	Gasoline liters	Total Km Travelled	Km/Liter	Diesel Liters	Total Km Travelled	Km/Liter	Gasoline liters	Total Km Travelled	Km/Liter	Diesel Liters	Total Km Travelled	Km/Liter
January				774.778						900.6	5,493	42.19
February				1,812.94						1,087.93	5,292.6	29.94
March				934.76						881.27	5,653	37.41
April				210.29						700.34	3,152	44.95
May				192.82						863.9	5,996	44.91
June				92.31						1013.72	4,832	33.36
July				133.28						232.718	1,551	6.66
August				103.66						769.78	5,758	50.14
September				195.45						828.112	5,339	39.47
October				216.11						782.076	3,382	38.97
November				187.8						878.615	5,176	42.23
December				100.36						900.42	6,671	43.11
<b>TOTAL</b>				<b>4954.558</b>						<b>9839.481</b>	<b>58295.6</b>	<b>453.34</b>

SUBMITTED BY: *Marcelina T. Carbonel*  
**MARCELINA T. CARBONEL**  
 Chief Admin Officer

CERTIFIED CORRECT:  
*Philip John B. Moreno*  
**PHILIP JOHN B. MORENO**  
 PRA-FCR Officer

PREPARED BY: *Randy L. Aviles*  
**RANDY L. AVILES**  
 PRA-FCR Focal Person

NOTED BY:  
*Roberto Z. Zoobrado*  
**ROBERTO Z. ZOBRADO**  
 CEO/General Manager