





Philippine Retirement Authority

SRRVisa Deposit Remittance Instruction

Principal SRRV Applicants are required to **remit** the visa deposit based on the SRRV option being applied for. The visa deposit must be remitted from **any bank abroad** to **any of the PRA-Accredited Banks**.

Private Commercial Banks

Step 1: Choose from the following PRA-Accredited Banks:

 PNB	Philippine National Bank	All Branches
 UnionBank	Unionbank of the Philippines	All Branches
 BDO	Banco de Oro	Pacific Star Branch Cebu IT Park Branch
 SHINHAN BANK	Shinhan Bank	RCBC Savings Corporate Center 26th Street, Taguig City
 Bank of Commerce	Bank of Commerce	All Branches
 KEB Hana Bank	KEB Hana Bank	21/F Zuellig Building., Makati Ave. Cor. Paseo de Roxas

Step 2: Request a Letter of Introduction (LOI) by sending the following details to clientrelations@pra.gov.ph

- Bank Name
- Amount to be Deposited and SRRV Option
- Branch Name and Address
- Copy of Principal SRRV Applicants' passport biopage


Step 3: After 2-3 working days, claim the LOI and present it to your chosen bank when opening the required Special Time Deposit Account for SRRV Application.

Step 4: Transfer the required visa deposit using the bank information and instructions provided by your bank.

Accredited Government Bank

Step 1: Proceed to your bank abroad or any bank that can process a SWIFT/wire/telegraphic transfer.

Step 2: Fill-out the transaction slip using the following bank information:

	<p>Bank Name: Development Bank of the Philippines Swift Address: DBPHPHMM Bank Address: Makati Ave. cor. Gil Puyat Ave., Makati City Philippines, 1200</p> <p>Intermediary Banks: JP Morgan Chase Bank NY Swift Code: CHASUS33 Citibank NA, NY Swift Code: CITIUS33</p> <p>Account Name: Philippine Retirement Authority Address: 29/F Citibank Tower, Paseo de Roxas, Makati City, Philippines, 1200 Account No: 0405-027438-100</p>
---	--

Step 3: Indicate the following in the remittance form as Remittance Purpose:

- SRRV Deposit of [Complete name of the Principal SRRV Applicant (as shown on the passport)]
- Date of Birth
- Passport Number

REMINDERS:

1. Bank Certificates are usually forwarded to CRPDD after 3-5 banking days (Private Banks) or 7-10 banking days (Government Banks) from the date of receipt of remittance.
2. SRRV Applicant must shoulder all bank transfer fees. It is advised to add at least US\$30 to cover bank transfer fees that may be charged by intermediary banks.
3. A copy of the remittance transaction slip must also be submitted as a supporting document upon the filing of the SRRV application.
4. An SRRV application may only be accepted and processed once the Certificate of Inward remittance is received by the PRA-Client Relations and Program Development Division (CRPDD). The applicant may confirm the status of their bank certificate by sending an email to srrv.preevaluation@pra.gov.ph